

DSP662 1~6W Ceiling Speaker



Features

- 70/100V, 1 ~ 6W with multiple terminals
- 6.5" paper cone driver unit
- Max. Sound Pressure Level 97±2dB
- Effective Freq. Range 80Hz ~ 20kHz
- Rated power output at 3W
- High sensitivity(91±2dB)

Description

DSP662 is a ceiling speaker with built-in 70v/100v transformer. The 70v/100v transmission is realized in a high-voltage, low-current mode, which makes longer distance transmission and parallel connection of multiple loudspeakers possible.

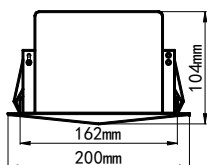
The built-in 6.5" speaker driver is designed of wide frequency response 80-20,000Hz, Its made of made of high-class steel and form by stamping, which ensures long-term durability, and will never be out of shape or fading; Spring clip clamp makes the easy and secure installation; Driver surround excellent damping, long life, clear and sonorous sound.

It is an ideal choice for industrial and commercial applications in hotel, school, office and factory where background music and paging is needed.

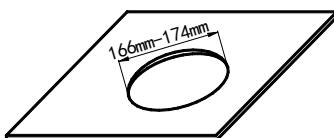
Specification

Model	DSP662
FULL-RANGE	6.5" X 1
RATED POWER	3W
MAX POWER	6W
LINE INPUT	70/100V
SENSITIVITY(1M,1W)	91±2dB
MAX SPL(1M)	97±2dB
FREQ.RESP	80Hz-20kHz
CUTOUT SIZE	Ø166- Ø174mm
WEIGHT	1.0kg

DIMENSIONS



INSTALLATION HOLE



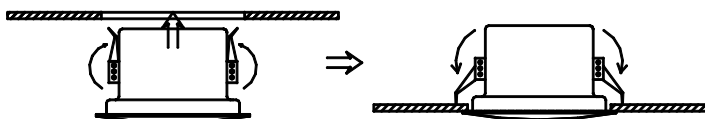
Installation

1. Cut a $\varnothing 166\text{mm} \sim \varnothing 174\text{mm}$ installation hole on ceiling as shown above;
2. Connect audio broadcasting wire to the terminals according to the table below;

Power Terminals	Line Voltage	
Green--- Red	100V	1W
Green--- Black		2W
Green--- Blue		3W
Green--- Yellow		6W

3. Turn up the clamps of the speaker and insert them into the installation hole on ceiling and then release them as shown below;

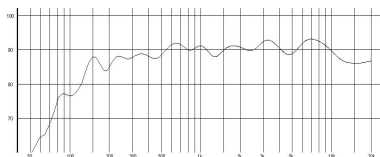
Put on your gloves for safe is recommended .



4. Finally, examine whether it is steady.

FREQ. RESPONSE

(dB SPL, 1W, 1m)



DISTORTION

(THD < 1.5% 1W, 1m, 130Hz-20KHz)

